



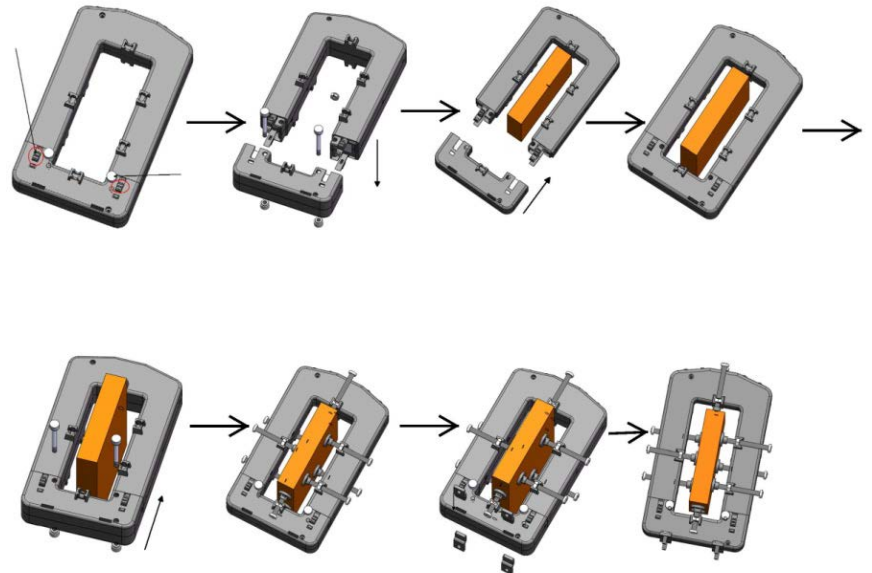
Thousand Hundred Industrial Co., Ltd.

Split-Core Current Transformers 50/60Hz

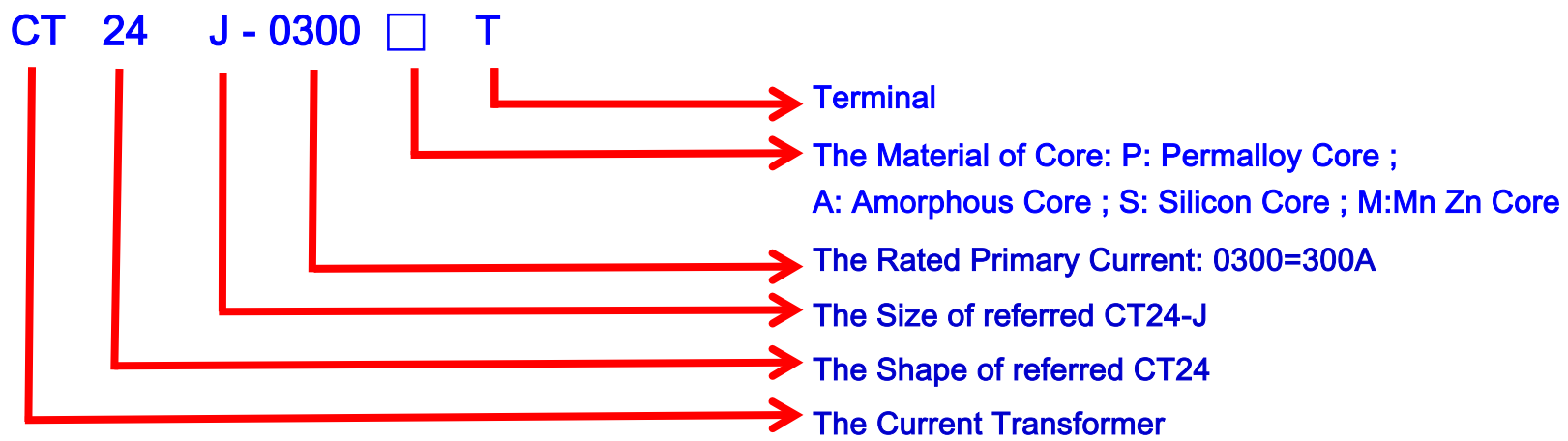
ella@thic.net

HOW TO USE
(Click TO Link File)

- UL Approved No: E318452
- CE Approved No: AT011602372S/E
- Frequency Range: 50 /60Hz
- Operating Temperature Range: -20°C to +85°C
- Storage Temperature Range: -25°C to +90°C
- Rated System Voltage: 600V AC.
- All Current ,Voltage refer to RMS Value.
- Isolated Voltage : 4000V AC.
- Fully RoHS Compliant.
- Products are in accordance with UL requirements.



Nomination



Quick To Choose

Item	Type	Accuracy (%)	Primary Current	Mechanical Dimensions			SPEC Download/ Link
				L*W	ID	HT	
				mm/inch			
40	CT24-i (1A)	≥ 1%	50A~600A	116.0*110.0 4.567*4.331	50.8*50.0 2.000*1.969	31.4 1.236	
41	CT24-J (1A)	≥ 1%	200A~1000A	155.0*110.0 6.102*4.331	89.8*50.0 3.535*1.969	31.4 1.236	
42	CT24-K (1A)	≥ 1%	300A~2000A	186.0*110.0 7.323*4.331	120.8*50.0 4.756*1.969	31.4 1.236	
43	CT24-L (1A)	≥ 1%	500A~3000A	226.5*130.0 8.917*5.118	160.8*70.0 6.331*2.756	31.4 1.236	
44	CT24-i (5A)	≥ 1%	50A~600A	116.0*110.0 4.567*4.331	50.8*50.0 2.000*1.969	31.4 1.236	
45	CT24-J (5A)	≥ 1%	200A~1200A	155.0*110.0 6.102*4.331	89.8*50.0 3.535*1.969	31.4 1.236	
46	CT24-K (5A)	≥ 1%	300A~2000A	186.0*110.0 7.323*4.331	120.8*50.0 4.756*1.969	31.4 1.236	
47	CT24-L (5A)	≥ 1%	500A~3000A	226.5*130.0 8.917*5.118	160.8*70.0 6.331*2.756	31.4 1.236	



Thousand Hundred Industrial Co., Ltd.

Split-Core Current Transformers 50/60Hz

(Output 1A)

RoHS Compliant

ella@thic.net Type : CT24-i

Primary Current : 50A~600A








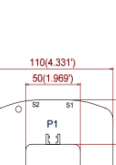
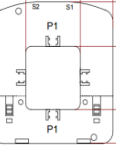
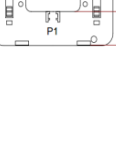

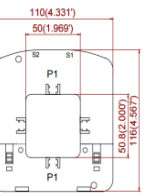







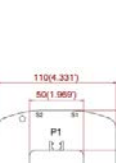

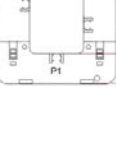


ID=50.8*50.0mm

Type : CT24-J

Primary Current : 200A~1000A

ID= 89.8*50.0mm

CE/UL- Approved

Part Number	Current Ratio	Accuracy Class (%)	Turns Ratio (Np:Ns)	Burden (RL)	Approx. Weight (g)	Mechanical Dimensions			SPEC Download/ Link
						L*W	ID	HT	
						mm/inch			
CT24-i-0050T	50A /1A	10	1:50	1	600	116.0*110.0 4.567*4.331	50.8*50.0 2.000*1.969	31.4 1.236	           
CT24-i-0075T	75A /1A	10	1:75	1	600	116.0*110.0 4.567*4.331	50.8*50.0 2.000*1.969	31.4 1.236	
CT24-i-0100T	100A /1A	3	1:100	1	600	116.0*110.0 4.567*4.331	50.8*50.0 2.000*1.969	31.4 1.236	
CT24-i-0125T	125A /1A	2	1:125	1	600	116.0*110.0 4.567*4.331	50.8*50.0 2.000*1.969	31.4 1.236	
CT24-i-0150T	150A /1A	1	1:150	1	600	116.0*110.0 4.567*4.331	50.8*50.0 2.000*1.969	31.4 1.236	
CT24-i-0200T	200A /1A	1	1:200	2	600	116.0*110.0 4.567*4.331	50.8*50.0 2.000*1.969	31.4 1.236	
CT24-i-0250T	250A /1A	1	1:250	2	600	116.0*110.0 4.567*4.331	50.8*50.0 2.000*1.969	31.4 1.236	
CT24-i-0300T	300A /1A	1	1:300	2	600	116.0*110.0 4.567*4.331	50.8*50.0 2.000*1.969	31.4 1.236	
CT24-i-0400T	400A /1A	1	1:400	2	600	116.0*110.0 4.567*4.331	50.8*50.0 2.000*1.969	31.4 1.236	
CT24-i-0500T	500A /1A	1	1:500	5	600	116.0*110.0 4.567*4.331	50.8*50.0 2.000*1.969	31.4 1.236	
CT24-i-0600T	600A /1A	1	1:600	5	600	116.0*110.0 4.567*4.331	50.8*50.0 2.000*1.969	31.4 1.236	
CT24-J-0200T	200A /1A	1	1:200	1	900	155.0*110.0 6.102*4.331	89.8*50.0 3.535*1.969	31.4 1.236	          
CT24-J-0250T	250A /1A	1	1:250	1	900	155.0*110.0 6.102*4.331	89.8*50.0 3.535*1.969	31.4 1.236	
CT24-J-0300T	300A /1A	1	1:300	1	900	155.0*110.0 6.102*4.331	89.8*50.0 3.535*1.969	31.4 1.236	
CT24-J-0400T	400A /1A	1	1:400	1	900	155.0*110.0 6.102*4.331	89.8*50.0 3.535*1.969	31.4 1.236	
CT24-J-0500T	500A /1A	1	1:500	1	900	155.0*110.0 6.102*4.331	89.8*50.0 3.535*1.969	31.4 1.236	
CT24-J-0600T	600A /1A	1	1:600	1	900	155.0*110.0 6.102*4.331	89.8*50.0 3.535*1.969	31.4 1.236	
CT24-J-0700T	700A /1A	1	1:700	1	900	155.0*110.0 6.102*4.331	89.8*50.0 3.535*1.969	31.4 1.236	
CT24-J-0800T	800A /1A	1	1:800	1	900	155.0*110.0 6.102*4.331	89.8*50.0 3.535*1.969	31.4 1.236	
CT24-J-0900T	900A /1A	1	1:900	1	900	155.0*110.0 6.102*4.331	89.8*50.0 3.535*1.969	31.4 1.236	
CT24-J-1000T	1000A /1A	1	1:1000	1	900	155.0*110.0 6.102*4.331	89.8*50.0 3.535*1.969	31.4 1.236	



Thousand Hundred Industrial Co., Ltd.

Split-Core Current Transformers 50/60Hz

(Output 1A)

Type : CT24-K



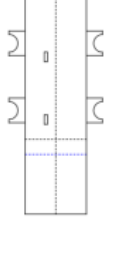
Primary Current : 300A~2000A

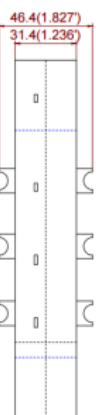
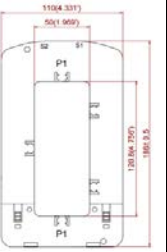
ID=120.8*50.0mm

RoHS Compliant

CE/UL- Approved

ella@thic.net

Part Number	Current Ratio	Accuracy Class (%)	Turns Ratio (Np:Ns)	Burden RL	Approx. Weight (g)	Mechanical Dimensions			SPEC Download/ Link
						L*W	ID	HT	
						mm/inch			
CT24-K-0300T	300A /1A	1	1:300	1	1,200	<u>186.0*110.0</u> 7.323*4.331	<u>120.8*50.0</u> 4.756*1.969	<u>31.4</u> 1.236	
CT24-K-0400T	400A /1A	1	1:400	1	1,200	<u>186.0*110.0</u> 7.323*4.331	<u>120.8*50.0</u> 4.756*1.969	<u>31.4</u> 1.236	
CT24-K-0500T	500A /1A	1	1:500	1	1,200	<u>186.0*110.0</u> 7.323*4.331	<u>120.8*50.0</u> 4.756*1.969	<u>31.4</u> 1.236	
CT24-K-0550T	550A /1A	1	1:550	1	1,200	<u>186.0*110.0</u> 7.323*4.331	<u>120.8*50.0</u> 4.756*1.969	<u>31.4</u> 1.236	
CT24-K-0600T	600A /1A	1	1:600	1	1,200	<u>186.0*110.0</u> 7.323*4.331	<u>120.8*50.0</u> 4.756*1.969	<u>31.4</u> 1.236	
CT24-K-0700T	700A /1A	1	1:700	1	1,200	<u>186.0*110.0</u> 7.323*4.331	<u>120.8*50.0</u> 4.756*1.969	<u>31.4</u> 1.236	
CT24-K-0800T	800A /1A	1	1:800	1	1,200	<u>186.0*110.0</u> 7.323*4.331	<u>120.8*50.0</u> 4.756*1.969	<u>31.4</u> 1.236	
CT24-K-0900T	900A /1A	1	1:900	1	1,200	<u>186.0*110.0</u> 7.323*4.331	<u>120.8*50.0</u> 4.756*1.969	<u>31.4</u> 1.236	
CT24-K-1000T	1000A /1A	1	1:1000	1	1,200	<u>186.0*110.0</u> 7.323*4.331	<u>120.8*50.0</u> 4.756*1.969	<u>31.4</u> 1.236	
CT24-K-1200T	1200A /1A	1	1:1200	1	1,200	<u>186.0*110.0</u> 7.323*4.331	<u>120.8*50.0</u> 4.756*1.969	<u>31.4</u> 1.236	
CT24-K-1500T	1500A /1A	1	1:1500	1	1,200	<u>186.0*110.0</u> 7.323*4.331	<u>120.8*50.0</u> 4.756*1.969	<u>31.4</u> 1.236	
CT24-K-1800T	1800A /1A	1	1:1800	1	1,200	<u>186.0*110.0</u> 7.323*4.331	<u>120.8*50.0</u> 4.756*1.969	<u>31.4</u> 1.236	
CT24-K-2000T	2000A /1A	1	1:2000	1	1,200	<u>186.0*110.0</u> 7.323*4.331	<u>120.8*50.0</u> 4.756*1.969	<u>31.4</u> 1.236	





Thousand Hundred Industrial Co., Ltd.

Split-Core Current Transformers 50/60Hz

(Output 1A)

Type : CT24-L



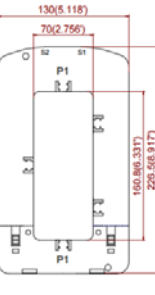

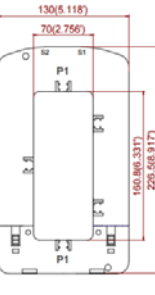
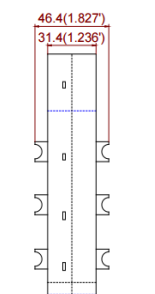

Primary Current : 500A~3000A

ID=160.8*70.0mm

RoHS Compliant

CE/UL- Approved

ella@thic.net

Part Number	Current Ratio	Accuracy Class (%)	Turns Ratio (Np:Ns)	Burden RL	Approx. Weight (g)	Mechanical Dimensions			SPEC Download/ Link
						L*W	ID	HT	
						mm/inch			
CT24-L-0500T	500A /1A	1	1:500	1	1,600	<u>226.5*130.0</u> 8.917*5.118	<u>160.8*70.0</u> 6.331*2.756	<u>31.4</u> 1.236	       
CT24-L-0600T	600A /1A	1	1:600	1	1,600	<u>226.5*130.0</u> 8.917*5.118	<u>160.8*70.0</u> 6.331*2.756	<u>31.4</u> 1.236	
CT24-L-0700T	700A /1A	1	1:700	1	1,600	<u>226.5*130.0</u> 8.917*5.118	<u>160.8*70.0</u> 6.331*2.756	<u>31.4</u> 1.236	
CT24-L-0800T	800A /1A	1	1:800	1	1,600	<u>226.5*130.0</u> 8.917*5.118	<u>160.8*70.0</u> 6.331*2.756	<u>31.4</u> 1.236	
CT24-L-0900T	900A /1A	1	1:900	1	1,600	<u>226.5*130.0</u> 8.917*5.118	<u>160.8*70.0</u> 6.331*2.756	<u>31.4</u> 1.236	
CT24-L-1000T	1000A /1A	1	1:1000	1	1,600	<u>226.5*130.0</u> 8.917*5.118	<u>160.8*70.0</u> 6.331*2.756	<u>31.4</u> 1.236	
CT24-L-1200T	1200A /1A	1	1:1200	1	1,600	<u>226.5*130.0</u> 8.917*5.118	<u>160.8*70.0</u> 6.331*2.756	<u>31.4</u> 1.236	
CT24-L-1500T	1500A /1A	1	1:1500	1	1,600	<u>226.5*130.0</u> 8.917*5.118	<u>160.8*70.0</u> 6.331*2.756	<u>31.4</u> 1.236	
CT24-L-1800T	1800A /1A	1	1:1800	1	1,600	<u>226.5*130.0</u> 8.917*5.118	<u>160.8*70.0</u> 6.331*2.756	<u>31.4</u> 1.236	
CT24-L-2000T	2000A /1A	1	1:2000	1	1,600	<u>226.5*130.0</u> 8.917*5.118	<u>160.8*70.0</u> 6.331*2.756	<u>31.4</u> 1.236	
CT24-L-2200T	2200A /1A	1	1:2200	1	1,600	<u>226.5*130.0</u> 8.917*5.118	<u>160.8*70.0</u> 6.331*2.756	<u>31.4</u> 1.236	
CT24-L-2500T	2500A /1A	1	1:2500	1	1,600	<u>226.5*130.0</u> 8.917*5.118	<u>160.8*70.0</u> 6.331*2.756	<u>31.4</u> 1.236	
CT24-L-3000T	3000A /1A	1	1:3000	1	1,600	<u>226.5*130.0</u> 8.917*5.118	<u>160.8*70.0</u> 6.331*2.756	<u>31.4</u> 1.236	



Thousand Hundred Industrial Co., Ltd.

Split-Core Current Transformers 50/60Hz

(Output 5A)

RoHS Compliant

ella@thic.net Type : CT24-i

Primary Current : 50A~600A





ID=50.8*50.0mm

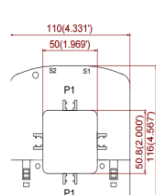
Type : CT24-J

Primary Current : 200A~1200A

ID= 89.8*50.0mm

CE/UL- Approved

Part Number	Current Ratio	Accuracy Class (%)	Turns Ratio (Np:Ns)	Burden RL	Approx. Weight (g)	Mechanical Dimensions			SPEC Download/ Link
						L*W	ID	HT	
						mm/inch			
CT24-i-0050T	50A / 5A	10	1:10	0.04	600	116.0*110.0 4.567*4.331	50.8*50.0 2.000*1.969	31.4 1.236	
CT24-i-0075T	75A / 5A	10	1:15	0.04	600	116.0*110.0 4.567*4.331	50.8*50.0 2.000*1.969	31.4 1.236	
CT24-i-0100T	100A / 5A	3	1:20	0.04	600	116.0*110.0 4.567*4.331	50.8*50.0 2.000*1.969	31.4 1.236	
CT24-i-0125T	125A / 5A	2	1:25	0.04	600	116.0*110.0 4.567*4.331	50.8*50.0 2.000*1.969	31.4 1.236	
CT24-i-0150T	150A / 5A	1	1:30	0.04	600	116.0*110.0 4.567*4.331	50.8*50.0 2.000*1.969	31.4 1.236	
CT24-i-0200T	200A / 5A	1	1:40	0.04	600	116.0*110.0 4.567*4.331	50.8*50.0 2.000*1.969	31.4 1.236	
CT24-i-0250T	250A / 5A	1	1:50	0.04	600	116.0*110.0 4.567*4.331	50.8*50.0 2.000*1.969	31.4 1.236	
CT24-i-0300T	300A / 5A	1	1:60	0.2	600	116.0*110.0 4.567*4.331	50.8*50.0 2.000*1.969	31.4 1.236	
CT24-i-0400T	400A / 5A	1	1:80	0.2	600	116.0*110.0 4.567*4.331	50.8*50.0 2.000*1.969	31.4 1.236	
CT24-i-0500T	500A / 5A	1	1:100	0.2	600	116.0*110.0 4.567*4.331	50.8*50.0 2.000*1.969	31.4 1.236	
CT24-i-0600T	600A / 5A	1	1:120	0.2	600	116.0*110.0 4.567*4.331	50.8*50.0 2.000*1.969	31.4 1.236	
CT24-J-0200T	200A / 5A	1	1:40	0.04	900	155.0*110.0 6.102*4.331	89.8*50.0 3.535*1.969	31.4 1.236	
CT24-J-0250T	250A / 5A	1	1:50	0.04	900	155.0*110.0 6.102*4.331	89.8*50.0 3.535*1.969	31.4 1.236	
CT24-J-0300T	300A / 5A	1	1:60	0.2	900	155.0*110.0 6.102*4.331	89.8*50.0 3.535*1.969	31.4 1.236	
CT24-J-0400T	400A / 5A	1	1:80	0.2	900	155.0*110.0 6.102*4.331	89.8*50.0 3.535*1.969	31.4 1.236	
CT24-J-0500T	500A / 5A	1	1:100	0.2	900	155.0*110.0 6.102*4.331	89.8*50.0 3.535*1.969	31.4 1.236	
CT24-J-0600T	600A / 5A	1	1:120	0.2	900	155.0*110.0 6.102*4.331	89.8*50.0 3.535*1.969	31.4 1.236	
CT24-J-0700T	700A / 5A	1	1:140	0.2	900	155.0*110.0 6.102*4.331	89.8*50.0 3.535*1.969	31.4 1.236	
CT24-J-0800T	800A / 5A	1	1:160	0.2	900	155.0*110.0 6.102*4.331	89.8*50.0 3.535*1.969	31.4 1.236	
CT24-J-0900T	900A / 5A	1	1:180	0.2	900	155.0*110.0 6.102*4.331	89.8*50.0 3.535*1.969	31.4 1.236	
CT24-J-1000T	1000A / 5A	1	1:200	0.2	900	155.0*110.0 6.102*4.331	89.8*50.0 3.535*1.969	31.4 1.236	
CT24-J-1200T	1200A / 5A	1	1:240	0.2	900	155.0*110.0 6.102*4.331	89.8*50.0 3.535*1.969	31.4 1.236	





Thousand Hundred Industrial Co., Ltd.

Split-Core Current Transformers 50/60Hz

(Output 5A)

Type : CT24-K



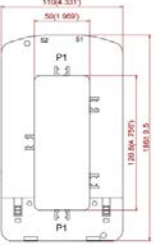
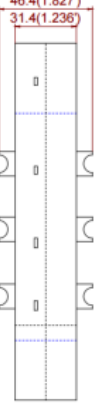
Primary Current : 300A~2000A

ID=120.8*50.0mm

RoHS Compliant

CE/UL- Approved

ella@thic.net

Part Number	Current Ratio	Accuracy Class (%)	Turns Ratio (Np:Ns)	Burden RL	Approx. Weight (g)	Mechanical Dimensions			SPEC Download/ Link	
						L*W	ID	HT		
						mm/inch				
CT24-K-0300T	300A / 5A	1	1:60	0.2	1,200	<u>186.0*110.0</u> 7.323*4.331	<u>120.8*50.0</u> 4.756*1.969	<u>31.4</u> 1.236		
CT24-K-0400T	400A / 5A	1	1:80	0.2	1,200	<u>186.0*110.0</u> 7.323*4.331	<u>120.8*50.0</u> 4.756*1.969	<u>31.4</u> 1.236		
CT24-K-0500T	500A / 5A	1	1:100	0.2	1,200	<u>186.0*110.0</u> 7.323*4.331	<u>120.8*50.0</u> 4.756*1.969	<u>31.4</u> 1.236		
CT24-K-0550T	550A / 5A	1	1:110	0.2	1,200	<u>186.0*110.0</u> 7.323*4.331	<u>120.8*50.0</u> 4.756*1.969	<u>31.4</u> 1.236		
CT24-K-0600T	600A / 5A	1	1:120	0.2	1,200	<u>186.0*110.0</u> 7.323*4.331	<u>120.8*50.0</u> 4.756*1.969	<u>31.4</u> 1.236		
CT24-K-0700T	700A / 5A	1	1:140	0.2	1,200	<u>186.0*110.0</u> 7.323*4.331	<u>120.8*50.0</u> 4.756*1.969	<u>31.4</u> 1.236		
CT24-K-0800T	800A / 5A	1	1:160	0.2	1,200	<u>186.0*110.0</u> 7.323*4.331	<u>120.8*50.0</u> 4.756*1.969	<u>31.4</u> 1.236		
CT24-K-0900T	900A / 5A	1	1:180	0.2	1,200	<u>186.0*110.0</u> 7.323*4.331	<u>120.8*50.0</u> 4.756*1.969	<u>31.4</u> 1.236		
CT24-K-1000T	1000A / 5A	1	1:200	0.2	1,200	<u>186.0*110.0</u> 7.323*4.331	<u>120.8*50.0</u> 4.756*1.969	<u>31.4</u> 1.236		
CT24-K-1200T	1200A / 5A	1	1:240	0.2	1,200	<u>186.0*110.0</u> 7.323*4.331	<u>120.8*50.0</u> 4.756*1.969	<u>31.4</u> 1.236		
CT24-K-1500T	1500A / 5A	1	1:300	0.2	1,200	<u>186.0*110.0</u> 7.323*4.331	<u>120.8*50.0</u> 4.756*1.969	<u>31.4</u> 1.236		
CT24-K-1800T	1800A / 5A	1	1:360	0.2	1,200	<u>186.0*110.0</u> 7.323*4.331	<u>120.8*50.0</u> 4.756*1.969	<u>31.4</u> 1.236		
CT24-K-2000T	2000A / 5A	1	1:400	0.2	1,200	<u>186.0*110.0</u> 7.323*4.331	<u>120.8*50.0</u> 4.756*1.969	<u>31.4</u> 1.236		





Thousand Hundred Industrial Co., Ltd.

Split-Core Current Transformers 50/60Hz

(Output 5A)

Type : CT24-L


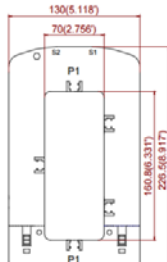
Primary Current : 500A~3000A

ID=160.8*70.0mm

RoHS Compliant

CE/UL- Approved

ella@thic.net

Part Number	Current Ratio	Accuracy Class (%)	Turns Ratio (Np:Ns)	Burden RL	Approx. Weight (g)	Mechanical Dimensions			SPEC Download/ Link
						L*W	ID	HT	
						mm/inch			
CT24-L-0500T	500A / 5A	1	1:100	0.2	1,600	<u>226.5*130.0</u> 8.917*5.118	<u>160.8*70.0</u> 6.331*2.756	<u>31.4</u> 1.236	
CT24-L-0600T	600A / 5A	1	1:120	0.2	1,600	<u>226.5*130.0</u> 8.917*5.118	<u>160.8*70.0</u> 6.331*2.756	<u>31.4</u> 1.236	
CT24-L-0700T	700A / 5A	1	1:140	0.2	1,600	<u>226.5*130.0</u> 8.917*5.118	<u>160.8*70.0</u> 6.331*2.756	<u>31.4</u> 1.236	
CT24-L-0800T	800A / 5A	1	1:160	0.2	1,600	<u>226.5*130.0</u> 8.917*5.118	<u>160.8*70.0</u> 6.331*2.756	<u>31.4</u> 1.236	
CT24-L-0900T	900A / 5A	1	1:180	0.2	1,600	<u>226.5*130.0</u> 8.917*5.118	<u>160.8*70.0</u> 6.331*2.756	<u>31.4</u> 1.236	
CT24-L-1000T	1000A / 5A	1	1:200	0.2	1,600	<u>226.5*130.0</u> 8.917*5.118	<u>160.8*70.0</u> 6.331*2.756	<u>31.4</u> 1.236	
CT24-L-1200T	1200A / 5A	1	1:240	0.2	1,600	<u>226.5*130.0</u> 8.917*5.118	<u>160.8*70.0</u> 6.331*2.756	<u>31.4</u> 1.236	
CT24-L-1500T	1500A / 5A	1	1:300	0.2	1,600	<u>226.5*130.0</u> 8.917*5.118	<u>160.8*70.0</u> 6.331*2.756	<u>31.4</u> 1.236	
CT24-L-1800T	1800A / 5A	1	1:360	0.2	1,600	<u>226.5*130.0</u> 8.917*5.118	<u>160.8*70.0</u> 6.331*2.756	<u>31.4</u> 1.236	
CT24-L-2000T	2000A / 5A	1	1:400	0.2	1,600	<u>226.5*130.0</u> 8.917*5.118	<u>160.8*70.0</u> 6.331*2.756	<u>31.4</u> 1.236	
CT24-L-2200T	2200A / 5A	1	1:440	0.2	1,600	<u>226.5*130.0</u> 8.917*5.118	<u>160.8*70.0</u> 6.331*2.756	<u>31.4</u> 1.236	
CT24-L-2500T	2500A / 5A	1	1:500	0.2	1,600	<u>226.5*130.0</u> 8.917*5.118	<u>160.8*70.0</u> 6.331*2.756	<u>31.4</u> 1.236	
CT24-L-3000T	3000A / 5A	1	1:600	0.2	1,600	<u>226.5*130.0</u> 8.917*5.118	<u>160.8*70.0</u> 6.331*2.756	<u>31.4</u> 1.236	

